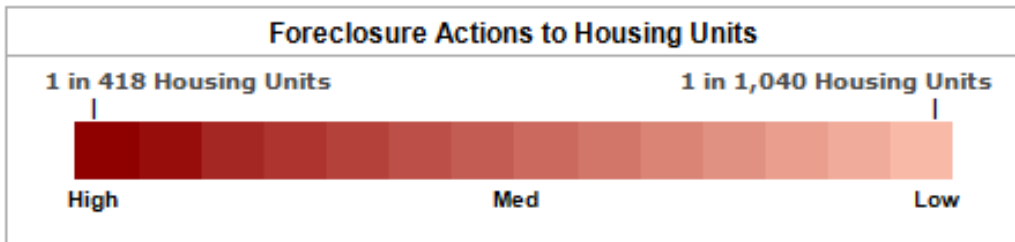
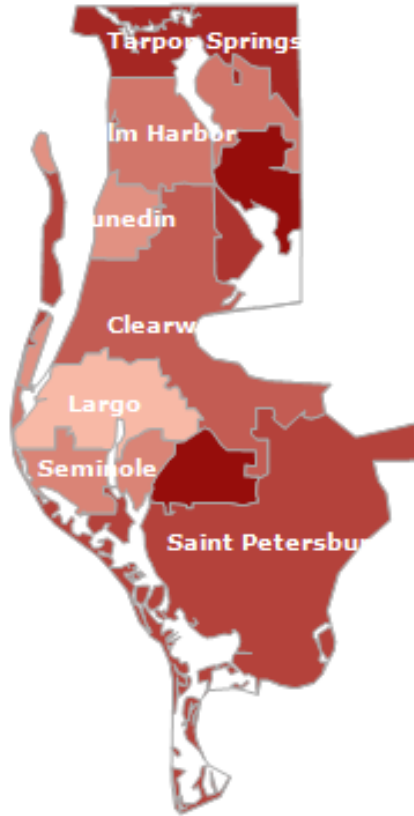


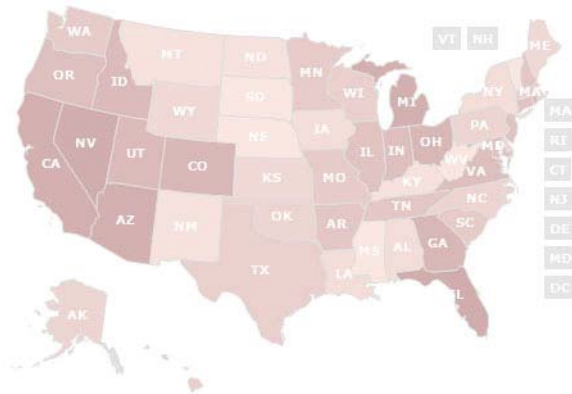
March 2011 Foreclosure Rate Heat Map



What are new foreclosures as a percentage of the housing market?

1 in every 645 housing units received a foreclosure filing in March 2011

What are new



Foreclosure Activity Counts – Pinellas County Florida

Pinellas Park - 51 foreclosure properties, 1 in every 418 housing units

Oldsmar - 22 foreclosure properties, 1 in every 420 housing units

Tarpon Springs - 32 foreclosure properties, 1 in every 476 housing units

Safety Harbor - 17 foreclosure properties, 1 in every 495 housing units

Clearwater Beach - 15 foreclosure properties, 1 in every 613 housing units

Saint Petersburg - 322 foreclosure properties, 1 in every 615 housing units

Crystal Beach - 1 foreclosure properties, 1 in every 630 housing units

Clearwater - 145 foreclosure properties, 1 in every 635 housing units

Indian Rocks Beach - 8 foreclosure properties, 1 in every 721 housing units

Palm Harbor - 52 foreclosure properties, 1 in every 726 housing units

Seminole - 33 foreclosure properties, 1 in every 793 housing units

Belleair Beach - 1 foreclosure properties, 1 in every 824 housing units

Dunedin - 24 foreclosure properties, 1 in every 833 housing units

Largo - 55 foreclosure properties, 1 in every 1040 housing units

Ozona - No data available

Bay Pines - No data available

Where do foreclosures represent the biggest savings?

