

Regular Meeting: January 10, 2008

Information Item VI.F.

Training Center

Activity Report

November 1, 2007 – December 31, 2007

JANUARY 2008 WORKSHOP SCHEDULE

WORKSHOP	DATE	LOCATION
Medical Errors JWB0008-0008	1/11/2008	SPC-Caruth Health Center - Teaching Auditorium
Ethics at the Movies JWB0008-0009	1/11/2008	SPC-Caruth Health Center - Teaching Auditorium
Boys/Buddies/Bullies: Making Sense of Boyhood and Creating Safer Schools JWB0009-0004	1/11/2008	SPC-Allstate Center, Room 103, Desoto Room
G.A.S. Goal Attainment Scaling Training	1/14/2008	JWB Conference Room B
Healthy Teens - Growing Up Fit in a Fast World Culture	1/16/2008	JWB Conference Room B
Put Me In, Coach! JWB0009-0005	1/17/2008	SPC-Allstate Center, Room 103, Desoto Room
Bag Lady: The Cost of Emotional Baggage JWB0009-0006	1/18/2008	SPC-Allstate Center, Room 103, Desoto Room
Ready or Not, Here Comes Kindergarten	1/22/2008	JWB Conference Room B
BEST III: Advanced	1/23/2008	Largo Training Center
Eating Disorders in Teens	1/25/2008	JWB Conference Room B
Substance Abuse and Its Relationship to Child Maltreatment	1/25/2008	JWB Conference Room B
Refueling and Energizing Summer Camp Staff JWB0005-0011	1/25/2008	SPC-Tarpon Springs Campus
Cinema Therapy: A Tool for Growth in the Therapeutic Process JWB0011-0010	1/28/2008	SPC-Midtown - Room MT-106
Sexual Predators: Deciphering the Reality From the Myth	1/29/2008	JWB Conference Room B
Building an Emotional Vocabulary: Beyond "If You're Happy and You Know It Clap Your Hands"	1/30/2008	JWB Conference Room B
Generations: M.E.E.T. for Respect in the Workplace JWB0009-0007	1/31/2008	SPC-Allstate Center, Room 103, Desoto Room
Tools to Ensure Achievement During the Summer Months	1/31/2008	JWB Conference Room B



Training Center Activities Report November 2007

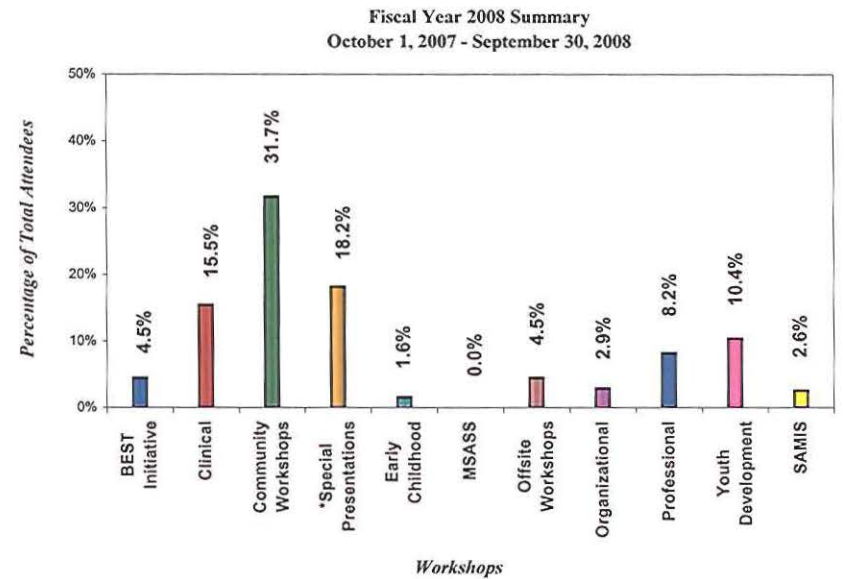
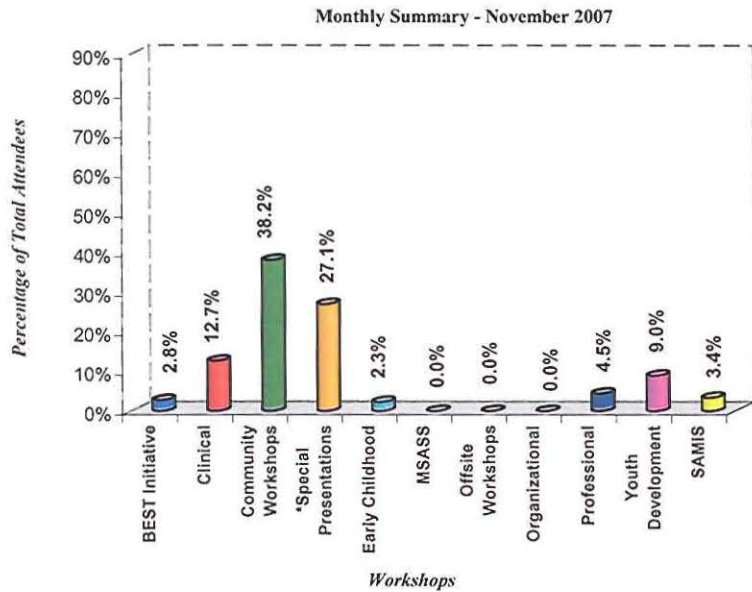
TRAINING SUMMARY

Monthly Summary - November 2007

Fiscal Year 2008: 10/1/2007 to 9/30/2008

	No. of Workshops	Attendees	Percentage
BEST Initiative	1	18	2.8%
Clinical	5	82	12.7%
Community Workshops	4	247	38.2%
*Special Presentations	2	175	27.1%
Early Childhood	1	15	2.3%
MSASS	0	0	0.0%
Offsite Workshops	0	0	0.0%
Organizational	0	0	0.0%
Professional	1	29	4.5%
Youth Development	5	58	9.0%
SAMIS	4	22	3.4%
Totals	23	646	100.0%

	No. of Workshops	Attendees	Percentage
BEST Initiative	3	43	4.5%
Clinical	11	149	15.5%
Community Workshops	8	305	31.7%
Special Presentations	2	175	18.2%
Early Childhood	1	15	1.6%
MSASS	0	0	0.0%
Offsite Workshops	2	43	4.5%
Organizational	2	28	2.9%
Professional	5	79	8.2%
Youth Development	8	100	10.4%
SAMIS	4	25	2.6%
Totals	46	962	100.0%



*Special Presentations: Robbin Redd, M.A. participated at Lealman Intermediate School; and Shelba Waldron, M.S., C.T.R.S. participated at Chamberlain High School on 11/14/2007 for the Great American Teach-in.

Month-to-Month Totals
Nov.06 413
Nov.07 646

Fiscal Year-to-Year Totals
2007 1323
2008 962

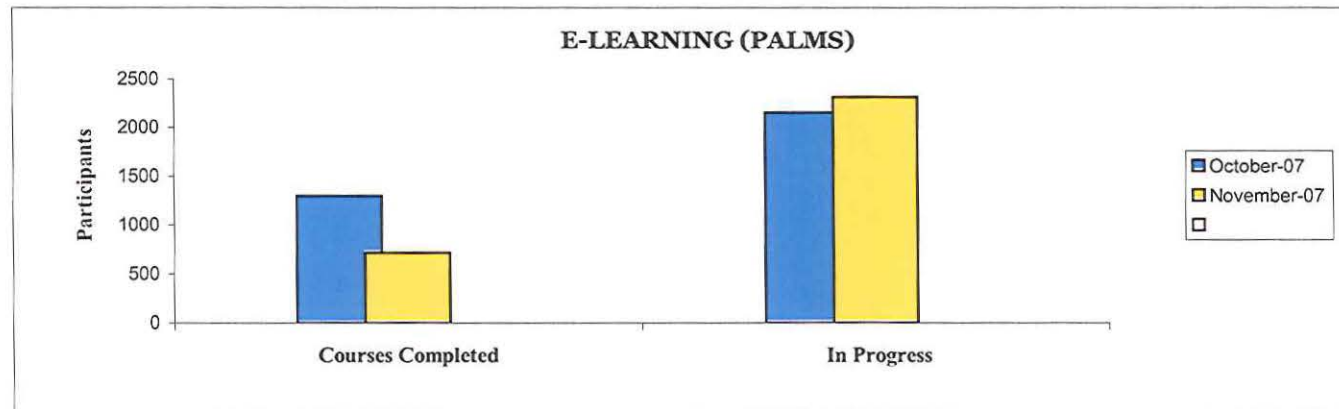


Monthly Summary Training Center Activities Report E-LEARNING - Month to Month Totals November 2007

Quarterly PALMS System Participant Numbers

	<i>(to date)</i> (Oct Nov Dec)	<u>Avg. Users</u>
Quarter 1 2008	(Jan Feb Mar)	3015
Quarter 2 2008	(Apr May Jun)	
Quarter 3 2008	(Jul Aug Sep)	
Quarter 4 2008		

<i>PALMS Courses</i>			
	Courses Completed	In Progress	Enrolled
October-07	1297	2154	6288
November-07	717	2313	4758





Training Center Activities Report December 2007

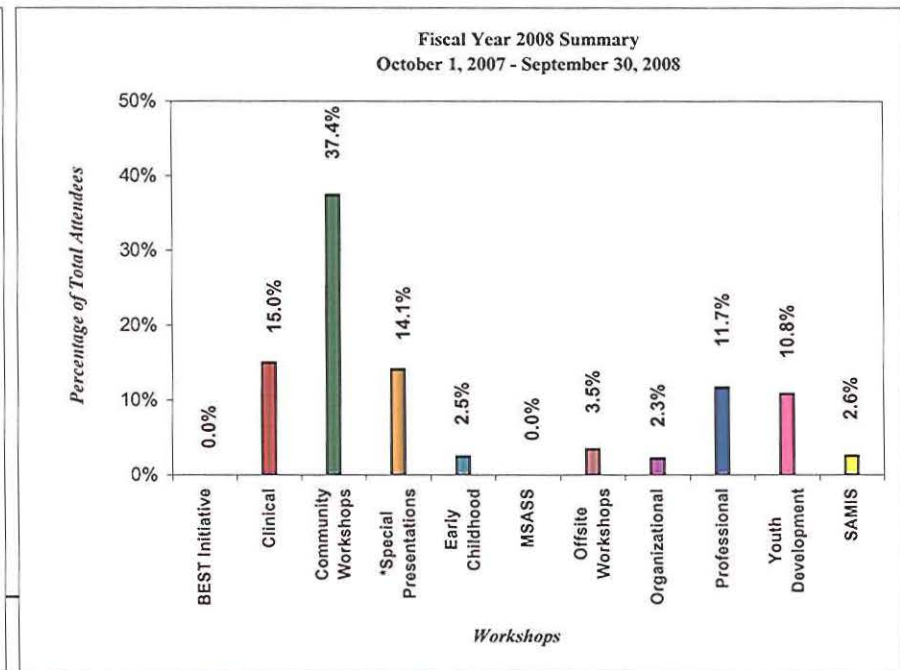
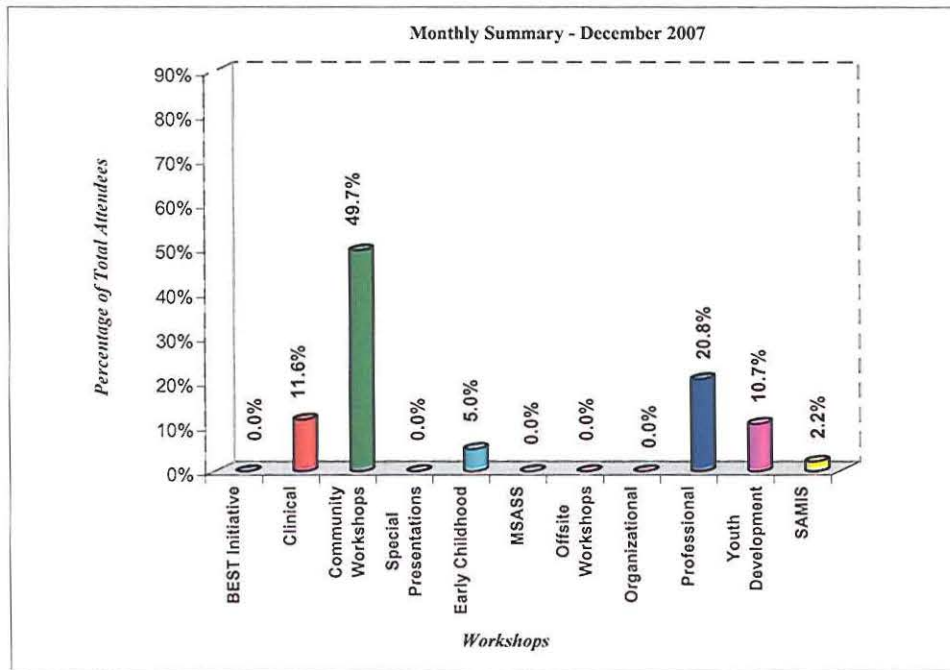
TRAINING SUMMARY

Monthly Summary - December 2007

Fiscal Year 2008: 10/1/2007 to 9/30/2008

	No. of Workshops	Attendees	Percentage
BEST Initiative	0	0	0.0%
Clinical	3	37	11.6%
Community Workshops	3	158	49.7%
Special Presentations	0	0	0.0%
Early Childhood	1	16	5.0%
MSASS	0	0	0.0%
Offsite Workshops	0	0	0.0%
Organizational	0	0	0.0%
Professional	4	66	20.8%
Youth Development	3	34	10.7%
SAMIS	1	7	2.2%
Totals	15	318	100.0%

	No. of Workshops	Attendees	Percentage
BEST Initiative	0	0	0.0%
Clinical	14	186	15.0%
Community Workshops	11	463	37.4%
Special Presentations	2	175	14.1%
Early Childhood	2	31	2.5%
MSASS	0	0	0.0%
Offsite Workshops	2	43	3.5%
Organizational	2	28	2.3%
Professional	9	145	11.7%
Youth Development	11	134	10.8%
SAMIS	5	32	2.6%
Totals	58	1237	100.0%



Month-to-Month Totals	Dec.06	254	Fiscal Year-to-Year Totals	2007	1462
	Dec.07	318		2008	1237



Monthly Summary Training Center Activities Report

E-LEARNING - Month to Month Totals

December 2007

Quarterly PALMS System Participant Numbers

		<u>Avg. Users</u>
Quarter 1 2008	<i>(to date)</i> (Oct Nov Dec)	3015
Quarter 2 2008	(Jan Feb Mar)	
Quarter 3 2008	(Apr May Jun)	
Quarter 4 2008	(Jul Aug Sep)	

<i>PALMS Courses</i>			
	Courses Completed	In Progress	Enrolled
October-07	1297	2154	6288
November-07	717	2313	4758
December-07	573	2344	3438

